

CYSTOFLOW
BLADDER WASHING



An innovative
solution
for bladder washing

- Less patient exposure to urine and pathogens
- Less inconvenience to patient
- Reduced risk of blood and urine contamination to the operator
- Reduced time of bladder washing procedure
- Less costs generated by material and disposal of special waste

CYSTOFLOW
BLADDER WASHING

HMC Group - Rev00 - All rights reserved - salvio.it



HMC Premedical S.p.A

via Morandi, 16 - 41037 Mirandola (MO) Italy
Tel. +39 0535 22704 - Fax +39 0535 609546

www.hmcgroup.it

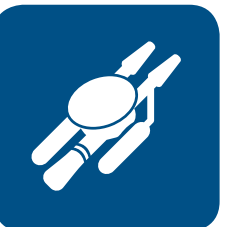
MANUFACTURING PLANT

Via Volta, 34/36 - 41037 Mirandola (MO) Italy
Zone Industrijska Zona BB - 21470 Backi Petrovac - Serbia

LOGISTIC HUB & WAREHOUSE

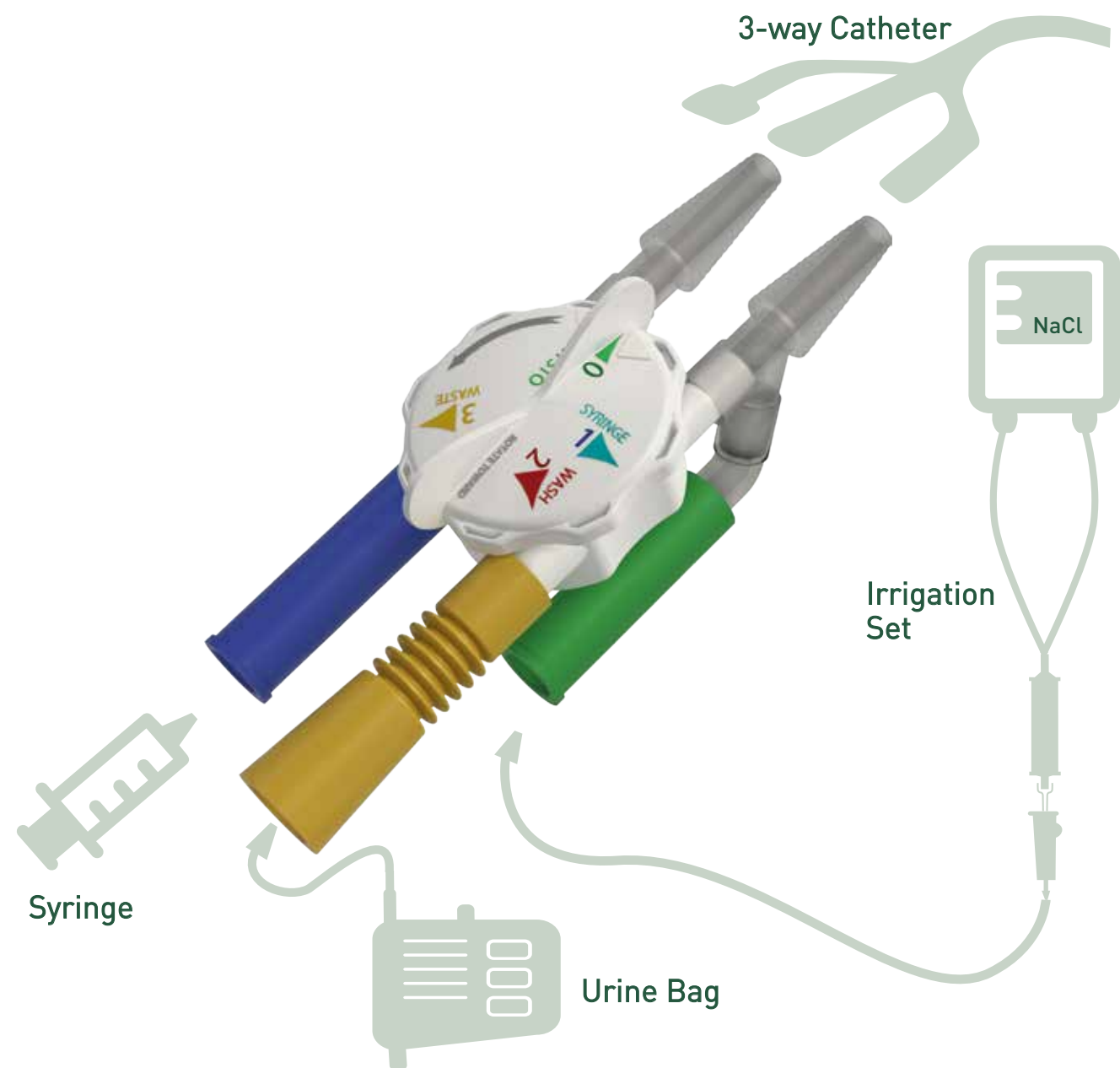
Via G. Galilei, 6 - 41036 Medolla (MO) Italy

CYSTOFLOW
BLADDER WASHING



European Patent Number : EP 3.097.945
Effective from: 31/03/2018

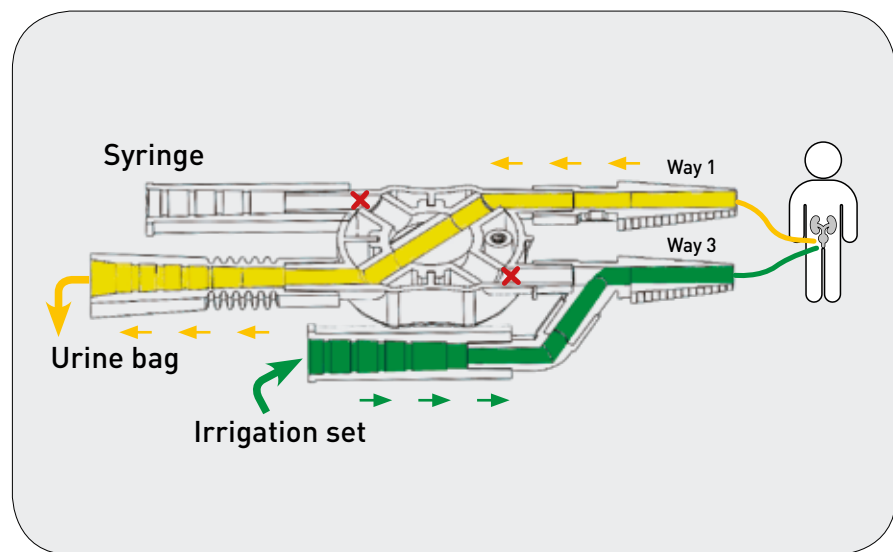
Worldwide Patent Pending : WO2016/189462



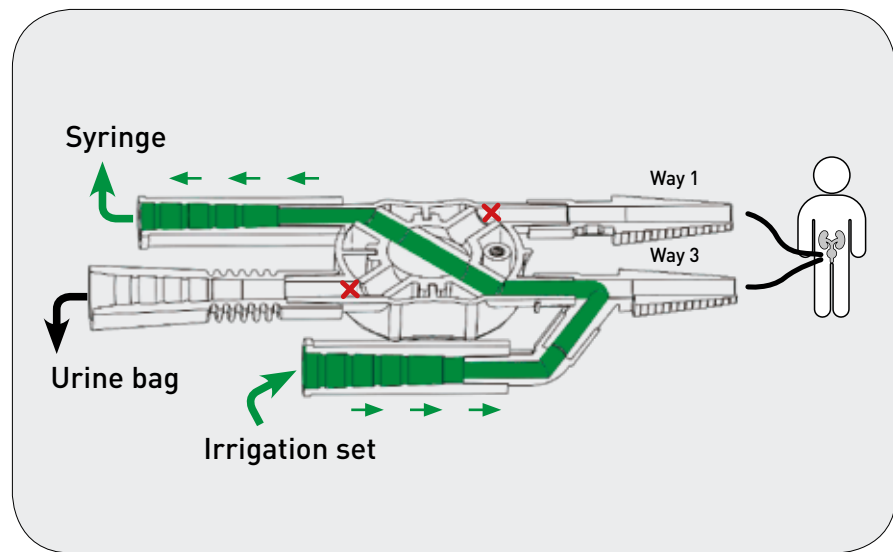
CystoFlow is the innovative medical device that allows an easier management of the cystoclysis and manual wash-out procedures in presence of macro hematuria; furthermore, it reduces risk factors and costs related to operations and consumables.

The main features of the device and improvements over the standard protocol are:

- > Closed circuit system both during clysis and manual wash-out;
- > Easy to use, can be handled by a single operator;
- > Five connection ports allow to connect all lines and accessories at once;
- > No disconnection necessary to switch from continuous bladder irrigation to catheter wash-out;
- > Safe and clean, reduces external contamination;
- > Improves patient compliance and reduces significantly the inconvenience normally associated with the wash-out procedure, i.e. the accidental leak of blood or urine that may come into contact with the patient or bed sheets;
- > Reduces procedural and material costs;
- > Drastically reduces cost related to production and management of special hospital waste.



▷ **Position 0 (Cystoclysis).**
Continuous bladder irrigation through the 3-way catheter; the syringe port and the irrigation port towards the device are momentarily closed.



▷ **Position 1.**
First phase of manual wash-out. Prime the syringe with saline solution; Way 1 bladder drain port and urine bag port are momentarily closed.

By means of the central selector, and with all lines previously connected to the device, the healthcare professional can switch to four possible positions, each one allowing to carry out a specific phase of the washing protocol:

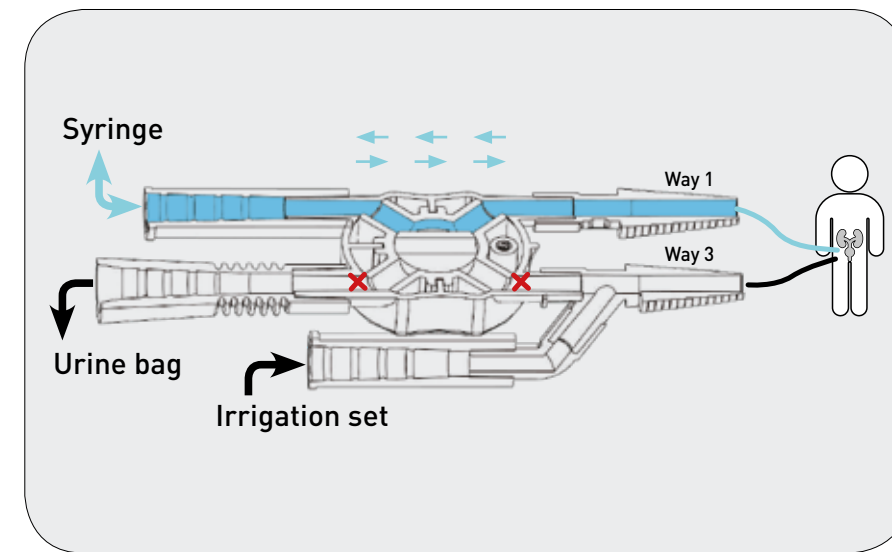
Position 0 (Cystoclysis) > Continuous bladder irrigation with saline solution; it is performed to minimize the onset of clots that could clog the catheter;

Position 1 > Syringe fill-up directly from the saline solution bag;

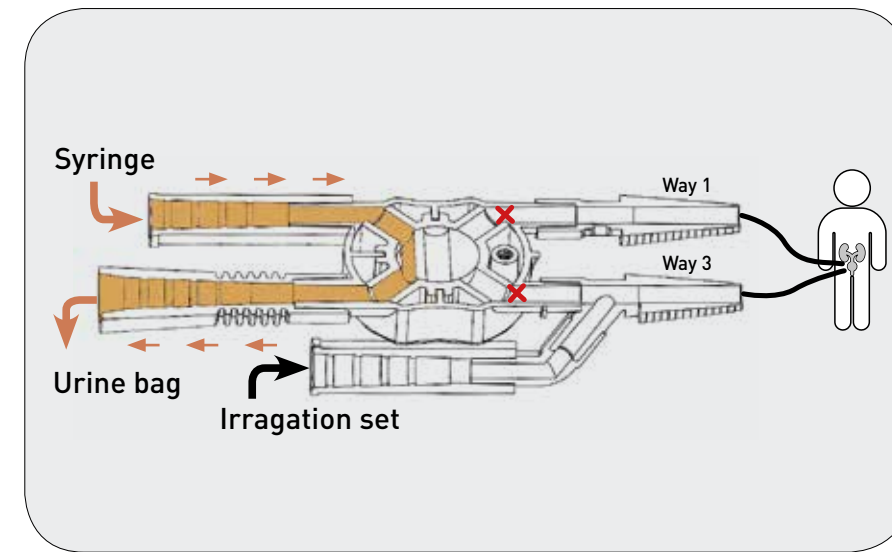
Position 2 > Low pressure catheter wash-out; the syringe is directly connected to the 3-way catheter, while the irrigation and the urine bag ports are momentarily closed;

Position 3 > Drainage of wash-out fluid; the saline solution used to wash the catheter is drained into the urine bag.

▷ **Position 2.**
Low pressure catheter wash-out; the syringe is directly connected to the 3-ways catheter, while the irrigation port and the urine bag port are momentarily closed.



▷ **Position 3.**
Drainage of wash-out fluid; the waste fluid is drained from the syringe into the urine bag, while bladder drain port and irrigation port are momentarily locked.



Video tutorial
Frame the QrCode on the side with your smartphone's camera and learn more.